


Philippine Salary Guide 2024.



Leading the Way in Global Remote Work Solutions

In 2024, the Philippines is at the forefront of remote work and outsourcing innovations, establishing itself as a key destination for global businesses. The country's emergence as a top choice for outsourced staffing is driven by its workforce's proficiency in English and the application of advanced technologies, in addition to supportive government policies, including tax incentives and infrastructure development, boosting its appeal for international investment.

The flexibility of the Filipino workforce and its cultural compatibility with Western practices ensure the delivery of high-quality services, positioning the Philippines as a preferred location for a range of international service needs.

This Salary Guide will inform you of what we're seeing in the Philippine market and what you'd expect to pay.

We hope it adds value to your hiring journey.

Efren Chaux

CEO, Filta



Embracing Remote Work in the Philippines




The growing preference among Filipinos for remote work is shaping the future of employment in the Philippines. While financial compensation remains a top priority, employees are increasingly favoring remote work.

This shift is driven by various factors, including reduced commuting time, increased productivity, and a desire for a more balanced lifestyle, reflecting a deeper focus on mental well-being. This change in mindset is indicative of a cultural shift, where the quality of life and personal time are becoming as valued as financial gain.

For employers, this presents a unique opportunity. By embracing remote work, companies can tap into a pool of motivated and skilled professionals in the Philippines who value productivity, flexibility, and well-being. Employers who adapt to and embrace this trend will benefit from a dedicated and proficient workforce, poised to meet the dynamic challenges of the global market.

What this Salary Guide gives you and how to use it.

With this Salary Guide, it's our goal to give you as much information to make an informed decision when building your Philippine-based outsourced team.



Our team of Talent Acquisition Specialists maintains continuous engagement with top talents in the Philippine market. Their extensive networks and experiences have enabled us to create this guide, offering a current snapshot of the market.

In creating this guide, we've aimed for simplicity and clarity. However, please consider the following points while using it:

- The salaries presented in this guide are approximate and have been compiled with utmost care, but they should be used as general guidelines rather than exact figures.
- The figures quoted are Monthly Gross Salaries and do not include added operations costs you would incur such as Seat Lease, Government Benefits, 13th Month Payments, Redundancy Provision, Non-Taxable Allowances, additional allowances/benefits or any other operational or management fees.
- All figures quoted are in Philippine Pesos (PHP).
- United States dollar approximations are based on an exchange rate of PHP 55.70 = USD 1.00.
- Australian dollar approximations are based on an exchange rate of PHP 34.53 = AUD1.00 and are excluding GST.
- For a quotation based on real-time exchange rates, please feel free to reach out to us.

What we offer.

We can offer you a variety of different services to cater for wherever you are in your business lifecycle.



filtaQ RECRUIT

With over 70 years collective recruitment experience from around the world, we have the know-how to deliver a recruitment process built to find the right people for our clients – regardless of whether it's in their home country or overseas.

filta@ EMPLOY

Our Employer of Record (EOR) service is designed to simplify the employment process and give clients and their employees more control.

filta^ ADVISE

Through consultation and education, we can guide employers & their local teams through the process of effectively managing remote teams to achieve their business goals.

filtaU ENGAGE

Community members will have access to various benefits including regular social activities, educational sessions, and wellness support.


filtaA EQUIP & SPACE

We can source equipment and facilities for our clients, and ensure it is delivered to their employees locations. Equipment would either be on a leasing arrangement or the clients can elect to purchase directly.

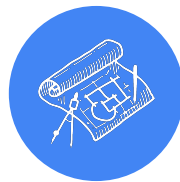
We source **talent** based in...



Finding great **talent** in the following disciplines...



**Accounting &
Finance**



**Design &
Architecture**



Administration



Customer Support



Creative Design



**Digital Marketing,
Search & Social**



**Advertising &
Marketing**





**Project Managers &
Account Managers**



**Development &
Software Engineers**

Host the **World's Largest Shopify Meetups.**

Filta hosts the world's largest in person and virtual eCommerce event with over 1,000 people joining to hear from international digital and eCommerce speakers.






Nerissa Chaux

Co-Founder &
Chief Growth Officer

Ready to **build
your team?**



Salary Guide Cheat Sheet.





Tech.

Apps & Software Development	Graduate			Junior			Intermediate			Senior		
	PHP	USD	AUD	PHP	USD	AUD	PHP	USD	AUD	PHP	USD	AUD
C++	30,000	539	869	60,000	1,077	1,738	100,000	1,795	2,896	180,000	3,232	5,213
C#	30,000	539	869	55,000	987	1,593	130,000	2,334	3,765	180,000	3,232	5,213
HTML5	35,000	628	1014	45,000	808	1,303	140,000	2,513	4,054	220,000	3,950	6,371
Full Stack	x	x	x	60,000	1,077	1,738	110,000	1,975	3,186	220,000	3,950	6,371
.Net	35,000	628	1,014	50,000	898	1,448	110,000	1,975	3,186	180,000	3,232	5,213
Java	35,000	628	1,014	60,000	1,077	1,738	120,000	2,154	3,475	220,000	39,497	6,371
Python	35,000	628	1,014	40,000	718	1,158	60,000	1,077	1,738	180,000	3,232	5,213

Figures above include gross salary only, per month.



Tech.

Business Applications Development	Graduate			Junior			Intermediate			Senior		
	PHP	USD	AUD	PHP	USD	AUD	PHP	USD	AUD	PHP	USD	AUD
Sharepoint Developer	35,000	628	1,014	45,000	808	1,303	80,000	1,436	2,317	120,000	2,154	3,475
Solutions Developer	30,000	539	869	45,000	808	1,303	65,000	1,167	1,882	90,000	1,616	2,606
Solutions Architect	X	X	X	60000	1,077	1,738	130,000	2,334	3,765	250,000	4,488	7,240

DevOps	PHP	USD	AUD	PHP	USD	AUD	PHP	USD	AUD	PHP	USD	AUD
DevOps Lead/Engineer	150,000	2,693	4,344	230,000	4,129	6,661	150,000	2,693	4,344	230,000	4,129	6,661
DevOps Manager	110,000	1,975	3,186	250,000	4,488	7,240	110,000	1,975	3,186	250,000	4,488	7,240

Figures above include gross salary only, per month.



Tech.

Front-end & Mobile Development	Graduate			Junior			Intermediate			Senior		
	PHP	USD	AUD	PHP	USD	AUD	PHP	USD	AUD	PHP	USD	AUD
Vue	30,000	539	869	45,000	808	1,303	120,000	2,154	3,475	180,000	3,232	5,213
Angular	30,000	539	869	55,000	987	1,593	120,000	2,154	3,475	180,000	3,232	5,213
Vanilla JavaScript	30,000	539	869	45,000	808	1,303	120,000	2,154	3,475	180,000	3,232	5,213
Mobile (Android/iOS)	45,000	808	1303	60,000	1,077	1,738	130,000	2,334	3,765	215,000	3,860	6,226
Node.js	30,000	539	869	45,000	808	1,303	100,000	1,795	2,896	180,000	3,232	5,213
React	30,000	539	869	55,000	987	1,593	95,000	1,706	2,751	180,000	3,232	5,213
WordPress/Drupal	30,000	539	869	40,000	718	1,158	65,000	1,167	1,882	120,000	2,154	3,475
PHP	30,000	539	869	45,000	808	1,303	70,000	1,257	2,027	120,000	2,154	3,475



Tech.

Project Management	Graduate			Junior			Intermediate			Senior		
	PHP	USD	AUD	PHP	USD	AUD	PHP	USD	AUD	PHP	USD	AUD
Project Coordinator	25,000	449	724	35,000	628	1,014	50,000	898	1,448	65,000	1,167	1,882
Project Manager	x	x	x	x	x	x	80,000	1,436	2,317	150,000	2,693	4,344
Project Manager (with dev/marketing experience)	x	x	x	x	x	x	80,000	1,436	2,317	150,000	2,693	4,344
Scrum Master	x	x	x	x	x	x	88,000	1,580	2,549	160,000	2,873	4,634

QA & Testing	PHP	USD	AUD	PHP	USD	AUD	PHP	USD	AUD	PHP	USD	AUD
QA Analyst	25,000	449	724	35,000	628	1,014	60,000	1,077	1,738	100,000	1,795	2,896
QA Manager	x	x	x	x	x	x	90,000	1,616	2,606	150,000	2,693	4,344



Creative.

Design	Graduate			Junior			Intermediate			Senior		
	PHP	USD	AUD	PHP	USD	AUD	PHP	USD	AUD	PHP	USD	AUD
Art Director	x	x	x	x	x	x	75,000	1,346	2,172	130,000	2,334	3,765
Creative Manager	x	x	x	x	x	x	90,000	1,616	2,606	140,000	2,513	4,054
Graphic Designer	25,000	449	724	35,000	628	1,014	65,000	1,167	1,882	90,000	1,616	2,606
CGI Designer	25,000	449	724	40,000	718	1,158	80,000	1,436	2,317	140,000	2,513	4,054
Motion Graphics Designer	25,000	449	724	35,000	628	1,014	60,000	1,077	1,738	80,000	1,436	2,317
Visual Designer	25,000	449	724	35,000	628	1,014	50,000	898	1,448	65,000	1,167	1,882
Web Designer	25,000	449	724	35,000	628	1,014	65,000	1,167	1,882	95,000	1,706	2,751
3D Designer	25,000	449	724	35,000	628	1,014	60,000	1,077	1,738	80,000	1,436	2,317



Creative.

UX/UI	Graduate			Junior			Intermediate			Senior		
	PHP	USD	AUD	PHP	USD	AUD	PHP	USD	AUD	PHP	USD	AUD
UX/UI Designer	25,000	449	724	45,000	808	1,303	75,000	1,346	2,172	100,000	1,795	2,896
UX/UI Developer	25,000	449	724	50,000	898	1,448	90,000	1,616	2,606	120,000	2,154	3,475

Videography	PHP	USD	AUD	PHP	USD	AUD	PHP	USD	AUD	PHP	USD	AUD
Video Editor	20,000	359	579	27,000	485	782	40,000	718	1,158	60,000	1,077	1,738

Figures above include gross salary only, per month.



Digital Marketing.

Analytics	Graduate			Junior			Intermediate			Senior		
	PHP	USD	AUD	PHP	USD	AUD	PHP	USD	AUD	PHP	USD	AUD
Data Analyst	25,000	449	724	30,000	539	869	40,000	718	1,158	50,000	898	1,448
Business Analyst	30,000	539	869	40,000	718	1,158	50,000	898	1,448	70,000	1,257	2,027
Marketing Data Analyst	25,000	449	724	30,000	539	869	45,000	808	1,303	65,000	1,167	1,882
Digital Marketing Analyst	25,000	449	724	35,000	628	1,014	45,000	808	1,303	55,000	987	1,593
Web Analysis	x	x	x	25,000	449	724	50,000	898	1,448	88,000	1,580	2,549

Figures above include gross salary only, per month.



Digital Marketing.

Client Services & Digital Strategy	Graduate			Junior			Intermediate			Senior		
	PHP	USD	AUD	PHP	USD	AUD	PHP	USD	AUD	PHP	USD	AUD
Account Executive	x	x	x	30,000	539	869	40,000	718	1,158	60,000	1,077	1,738
Account Manager	20,000	359	579	35,000	628	1,014	70,000	1,257	2,027	100,000	1,795	2,896
Digital Producer	20,000	359	579	30,000	539	869	60,000	1,077	1,738	120,000	2,154	3,475
Digital Project Manager	x	x	x	27,000	485	782	60,000	1,077	1,738	85,000	1,526	2,462
Digital Strategist	20,000	359	579	30,000	539	869	65,000	1,167	1,882	70,000	1,257	2,027
Digital Media Planner	20,000	359	579	27,000	485	782	50,000	898	1,448	80,000	1,436	2,317

Figures above include gross salary only, per month.



Digital Marketing.

Content & Social	Graduate			Junior			Intermediate			Senior		
	PHP	USD	AUD	PHP	USD	AUD	PHP	USD	AUD	PHP	USD	AUD
Community Manager	20,000	359	579	30,000	539	869	55,000	987	1,593	75,000	1,346	2,172
CopyWriter/Editor	20,000	359	579	35,000	628	1,014	45,000	808	1,303	80,000	1,436	2,317
Social Media Specialist	20,000	359	579	25,000	449	724	30,000	539	869	50,000	898	1,448
Social Media Manager	20,000	359	579	35,000	628	1,014	50,000	898	1,448	53,000	952	1,535

Figures above include gross salary only, per month.



Digital Marketing.

eCommerce	Graduate			Junior			Intermediate			Senior		
	PHP	USD	AUD	PHP	USD	AUD	PHP	USD	AUD	PHP	USD	AUD
eCommerce Developer (Shopify, BigCommerce, WooCommerce)	30,000	539	869	45,000	808	1,303	100,000	1,795	2,896	160,000	2,873	4,634
eCommerce Developer (Magento)	30,000	539	869	50,000	898	1,448	140,000	2,513	4,054	250,000	4,488	7,240
eCommerce Coordinator	20,000	359	579	30,000	539	869	45,000	808	1,303	60,000	1,077	1,738
eCommerce Specialist	x	x	x	45,000	808	1,303	60,000	1,077	1,738	90,000	1,616	2,606
eCommerce Manager	x	x	x	45,000	808	1,303	80,000	1,436	2,317	102,000	1,831	2,954
eCommerce Project Manager	x	x	x	55,000	987	1,593	70,000	1,257	2,027	90,000	1,616	2,606

Figures above include gross salary only, per month.



Digital Marketing.

Marketing (with international experience)	Graduate			Junior			Intermediate			Senior		
	PHP	USD	AUD	PHP	USD	AUD	PHP	USD	AUD	PHP	USD	AUD
Email Marketing Coordinator	20,000	359	579	33,000	592	956	50,000	898	1,448	64,000	1,149	1,853
Email Marketing Specialist	20,000	359	579	33,000	592	956	50,000	898	1,448	60,000	1,077	1,738
Email Designer	20,000	359	579	33,000	592	956	50,000	898	1,448	60,000	1,077	1,738
Marketing Coordinator	20,000	359	579	30,000	539	869	40,000	718	1,158	55,000	987	1,593
Market Researcher	25,000	449	724	35,000	628	1,014	52,000	934	1,506	83,000	1,490	2,404
Market Research Team Leader	x	x	x	55,000	987	1,593	87,000	1,562	2,520	84,000	1,508	2,433

Figures above include gross salary only, per month.



Digital Marketing.

Marketing (with international experience)	Graduate			Junior			Intermediate			Senior		
	PHP	USD	AUD	PHP	USD	AUD	PHP	USD	AUD	PHP	USD	AUD
Campaign Manager	x	x	x	47,000	844	1,361	90,000	1,616	2,606	160,000	2,873	4,634
Marketing Manager	x	x	x	50,000	898	1,448	75,000	1,346	2,172	120,000	2,154	3,475

Figures above include gross salary only, per month.



Digital Marketing.

Marketing Search & Digital Marketing (with international experience)	Graduate			Junior			Intermediate			Senior		
	PHP	USD	AUD	PHP	USD	AUD	PHP	USD	AUD	PHP	USD	AUD
Ad Ops Specialist	20,000	359	579	30,000	539	869	40,000	718	1,158	50,000	898	1,448
Digital Media Buyer/Planner	25,000	449	724	33,000	592	956	55,000	987	1,593	85,000	1,526	2,462
Paid Search/Social/SEM Specialist	20,000	359	579	30,000	539	869	45,000	808	1,303	90,000	1,616	2,606
Paid Search/Social/SEM Manager	x	x	x	x	x	x	75,000	1,346	2,172	120,000	2,154	3,475
Programmatic Specialist	x	x	x	40,000	718	1,158	55,000	987	1,593	70,000	1,257	2,027

Figures above include gross salary only, per month.



Digital Marketing.

Marketing Search & Digital Marketing (with international experience)	Graduate			Junior			Intermediate			Senior		
	PHP	USD	AUD	PHP	USD	AUD	PHP	USD	AUD	PHP	USD	AUD
Programmatic Media Manager	x	x	x	42,000	754	1,216	65,000	1,167	1,882	90,000	1,616	2,606
SEO/SEM Specialist	20,000	359	579	30,000	539	869	55,000	987	1,593	85,000	1,526	2,462
SEO Manager	25,000	449	724	55,000	987	1,593	80,000	1,436	2,317	120,000	2,154	3,475
PPC Specialist	25,000	449	724	41,000	736	1,187	55,000	987	1,593	70,000	1,257	2,027
Paid Search Specialist	25,000	449	724	41,000	736	1,187	60,000	1,077	1,738	90,000	1,616	2,606

Figures above include gross salary only, per month.



Digital Marketing.

Marketing Search & Digital Marketing (with international experience)	Graduate			Junior			Intermediate			Senior		
	PHP	USD	AUD	PHP	USD	AUD	PHP	USD	AUD	PHP	USD	AUD
Google Ads Specialist	25,000	449	724	40,000	718	1,158	60,000	1,077	1,738	90,000	1,616	2,606
Social Media Coordinator	22,000	395	637	27,000	485	782	37,000	664	1,072	45,000	808	1,303
Digital Marketing Coordinator	25,000	449	724	35,000	628	1,014	45,000	808	1,303	60,000	1,077	1,738
Performance Marketing Specialist	25,000	449	724	41,000	736	1,187	55,000	987	1,593	70,000	1,257	2,027
Digital Marketing Specialist	25,000	449	724	35,000	628	1,014	45,000	808	1,303	60,000	1,077	1,738

Figures above include gross salary only, per month.



Administration & Customer Support.

Administration & eCommerce Customer Support	Graduate			Junior			Intermediate			Senior		
	PHP	USD	AUD	PHP	USD	AUD	PHP	USD	AUD	PHP	USD	AUD
eCommerce Customer Support	20,000	359	579	30,000	539	869	45,000	808	1,303	65,000	1,167	1,882
Customer Experience Specialist	25,000	449	724	30,000	539	869	40,000	718	1,158	60,000	1,077	1,738
Technical Support Specialist	25,000	449	724	30,000	539	869	45,000	808	1,303	70,000	1,257	2,027
Lead Generation Specialist	25,000	449	724	35,000	628	1,014	65,000	1,167	1,882	80,000	1,436	2,317
Research Coordinator	20,000	359	579	30,000	539	869	40,000	718	1,158	70,000	1,257	2,027
Administration Assistant	20,000	359	579	25,000	449	724	35,000	628	1,014	55,000	987	1,593

Figures above include gross salary only, per month.



Administration & Customer Support.

Administration & eCommerce Customer Support	Graduate			Junior			Intermediate			Senior		
	PHP	USD	AUD	PHP	USD	AUD	PHP	USD	AUD	PHP	USD	AUD
Sales Administrator	20,000	359	579	26,000	467	753	36,000	646	1,043	50,000	898	1,448
Project Administrator	20,000	359	579	30,000	539	869	45,000	808	1,303	55,000	987	1,593
Project Coordinator	20,000	359	579	28,000	503	811	35,000	628	1,014	50,000	898	1,448
Project Manager	x	x	x	35,000	628	1,014	70,000	1,257	2,027	90,000	1,616	2,606
Personal Assistant	x	x	x	30,000	539	869	60,000	1,077	1,738	90,000	1,616	2,606
Executive Assistant	x	x	x	35,000	628	1,014	75,000	1,346	2,172	135,000	2,424	3,910

Figures above include gross salary only, per month.



Finance & Accounting.

Accounting - Commerce	Graduate			Junior			Intermediate			Senior		
	PHP	USD	AUD	PHP	USD	AUD	PHP	USD	AUD	PHP	USD	AUD
Accounts Payable Officer	20,000	359	579	35,000	628	1,014	55,000	987	1,593	75,000	1,346	2,172
Accounts Receivable Officer	20,000	359	579	35,000	628	1,014	55,000	987	1,593	75,000	1,346	2,172
Accounts Clerk	20,000	359	579	35,000	628	1,014	50,000	898	1,448	65,000	1,167	1,882
Credit Controller	20,000	359	579	35,000	628	1,014	50,000	898	1,448	80,000	1,436	2,317
Purchasing Officer	20,000	359	579	25,000	449	724	40,000	718	1,158	70,000	1,257	2,027

Figures above include gross salary only, per month.



Finance & Accounting.

Accounting - Commerce	Graduate			Junior			Intermediate			Senior		
	PHP	USD	AUD	PHP	USD	AUD	PHP	USD	AUD	PHP	USD	AUD
Bookkeeper	x	x	x	35,000	628	1,014	55,000	987	1,593	80,000	1,436	2,317
Payroll Officer	20,000	359	579	35,000	628	1,014	50,000	898	1,448	70,000	1,257	2,027
Payroll Manager	x	x	x	47,500	853	1,376	65,000	1,167	1,882	90,000	1,616	2,606
Assistant Accountant	25,000	449	724	36,000	646	1,043	43,000	772	1,245	60,000	1,077	1,738
Financial Accountant	27,000	485	782	40,000	718	1,158	60,000	1,077	1,738	80,000	1,436	2,317

Figures above include gross salary only, per month.



Finance & Accounting.

Accounting - Commerce	Graduate			Junior			Intermediate			Senior		
	PHP	USD	AUD	PHP	USD	AUD	PHP	USD	AUD	PHP	USD	AUD
Management Accountant	27,000	485	782	40,000	718	1,158	60,000	1,077	1,738	80,000	1,436	2,317
Group Accountant	27,000	485	782	x	x	x	70,000	1,257	2,027	85,000	1,526	2,462
Finance Manager	x	x	x	47,000	844	1,361	75,000	1,346	2,172	95,000	1,706	2,751
Financial Controller	x	x	x	x	x	x	80,000	1,436	2,317	150,000	2,693	4,344

Figures above include gross salary only, per month.



Finance & Accounting.

Accounting - Professional	Graduate			Junior			Intermediate			Senior		
	PHP	USD	AUD	PHP	USD	AUD	PHP	USD	AUD	PHP	USD	AUD
Business Services Graduate	28,500	512	825	x	x	x	x	x	x	x	x	x
Business Services (CPA/CA, Senior Supervisor, Assistant Manager)	x	x	x	35,000	628	1,014	65,000	1,167	1,882	100,000	1,795	2,896
Business Services Manager, Senior Manager	x	x	x	60,000	1,077	1,738	85,000	1,526	2,462	130,000	2,334	3,765
External Audit Graduate	26,000	467	753	x	x	x	x	x	x	x	x	x
External Audit (CPA/CA, Senior Supervisor, Assistant Manager)	x	x	x	45,000	808	1,303	65,000	1,167	1,882	90,000	1,616	2,606

Figures above include gross salary only, per month.



Finance & Accounting.

Accounting - Professional	Graduate			Junior			Intermediate			Senior		
	PHP	USD	AUD	PHP	USD	AUD	PHP	USD	AUD	PHP	USD	AUD
External Audit Manager, Senior Manager	x	x	x	50,000	898	1,448	85,000	1,526	2,462	130,000	2,334	3,765
Tax Graduate	28,000	503	811	x	x	x	x	x	x	x	x	x
Tax (CPA/CA, Senior Supervisor, Assistant Manager)	x	x	x	35,000	628	1,014	65,000	1,167	1,882	90,000	1,616	2,606
Tax Manager, Senior Manager	x	x	x	x	x	x	85,000	1,526	2,462	130,000	2,334	3,765

Figures above include gross salary only, per month.



Manufacturing.

Manufacturing & Operations	Graduate			Junior			Intermediate			Senior		
	PHP	USD	AUD	PHP	USD	AUD	PHP	USD	AUD	PHP	USD	AUD
Drafter	18,000	323	521	28,000	503	811	45,000	808	1,303	70,000	1,257	2,027
CAD Drafter	18,000	323	521	27,000	485	782	45,000	808	1,303	70,000	1,257	2,027
Drafter - Rendering	18,000	323	521	20,000	359	579	45,000	808	1,303	70,000	1,257	2,027
Mechanical Design Engineer	20,000	359	579	27,000	485	782	45,000	808	1,303	70,000	1,257	2,027
Electrical Engineer	20,000	359	579	30,000	539	869	45,000	808	1,303	70,000	1,257	2,027
Design Engineer	21,000	377	608	31,000	557	898	45,000	808	1,303	70,000	1,257	2,027
Estimator	24,000	431	695	34,000	610	985	45,000	808	1,303	65,000	1,167	1,882

Figures above include gross salary only, per month.

Other **costs** to keep in mind.

Depending on your preferred method of employing and engaging your staff, there are additional costs to be mindful of prior to commencing your offshore staffing journey. It's important to be aware of obligations (both for yourself and your staff member) and how they may affect the business continuity of your team.

Here is a list of some of the costs and approximate pricing to help you cost out the total investment.



Other costs to keep in mind

PHP

AUD

USD



Mandated Government benefits including:

- SSS - Social Security
- PhilHealth
- PAG-IBIG - mandatory housing loan fund

Approx. PHP
6,000

Approx. \$176
per person
per month

Approx. \$108
per person
per month



Government & Private Health Insurance + Dental Insurance – depending on the provider and the amount of cover you are offering your staff. Consider asking your provider whether this is paid as a lump sum once a year or spread out monthly.

Approx. PHP
6,000

Approx. \$176
per person
per month

Approx. \$108
per person
per month



Bonus – mandated by the Government and payable to the employee on the last day of June, and within the first 20 days of December, each year. Consider asking your provider whether this is paid in June and December or spread out monthly.

Based on
one month's
salary

Based on
one month's
salary

Based on
one month's
salary



Setup Fee – Employer of Record providers such as Filta & BPO's will include this cost to take into account coordinating with the new hire for pre-employment requirements, such as medical exams and police clearance, establishing payroll and bank accounts for employees, ensuring government benefits by confirming employee registrations with relevant agencies, and integrating with HR and security systems.

Based
on selected
package

Approx. USD
\$299 - \$499

Approx. USD
\$299 - \$499



Monthly Management Fee – Employer of Record providers such as Filta & BPO's will include this cost to take into account operational expenses such as legal employment of your employee, processing of payroll and all government obligations by our team of payroll professionals, HR and payroll induction and orientation of new employees & processing of employee promotions, salary increases, resignations, terminations and redundancies.

Approx. USD
\$399 - \$999

Approx. USD
\$399 - \$999



Nerissa Chaux

Co-Founder &
Chief Growth Officer

Ready to **build
your team?**



filta



[linkedin.com/company/filta](https://www.linkedin.com/company/filta)



[facebook.com/filtaglobal](https://www.facebook.com/filtaglobal)



[instagram.com/filtaglobal](https://www.instagram.com/filtaglobal)



[tiktok.com/@filtaglobal](https://www.tiktok.com/@filtaglobal)

www.filtaglobal.com
hello@filtaglobal.com

